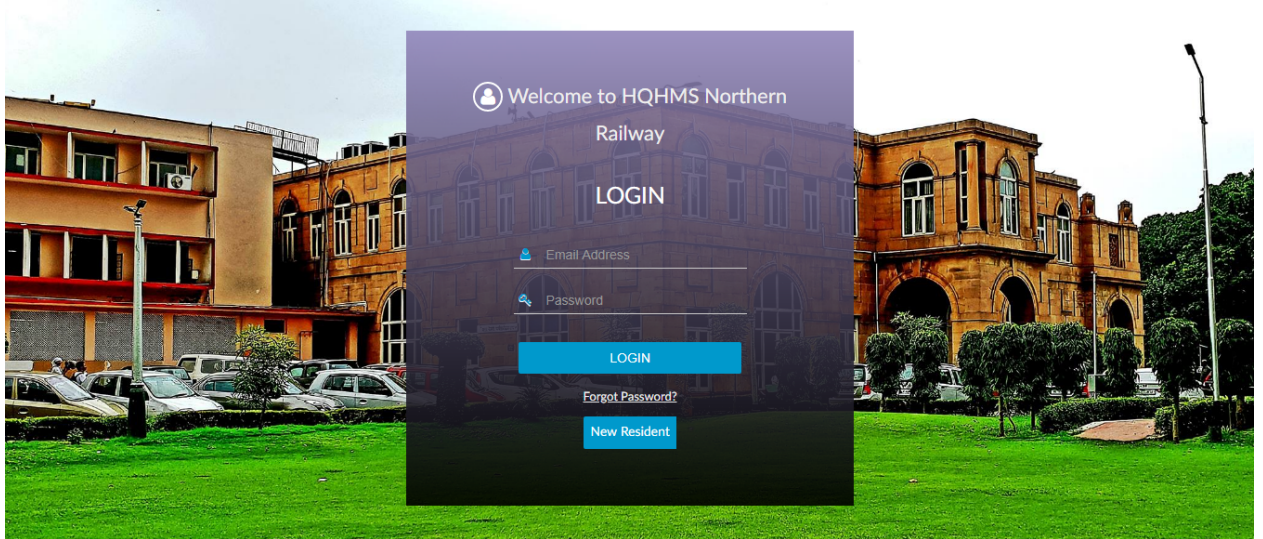


User Access Management

Request for new resident

- Firstly user will enter the domain name Nrhqms.com then user clicks on new resident.



New resident registration form

After clicking on new resident then registration form will opened then user fill all detail in registration form.

A screenshot of a web application interface showing a "Registration Form" overlay. The form contains several input fields: "First Name", "Middle Name", "Last Name", "Email Address", "Phone No.", "Department" (a dropdown menu), "Designation", and "PF Number". Below these fields is a "Text Verification (Required)" section with a CAPTCHA image showing the number "6206" and a refresh button. At the bottom of the form are two buttons: "Submit" and "Back to Login". The background is the same building and lawn as in the previous image.

Registration Form

First Name *

Middle Name

Last Name *

Email Address *

Phone No. *

Department *

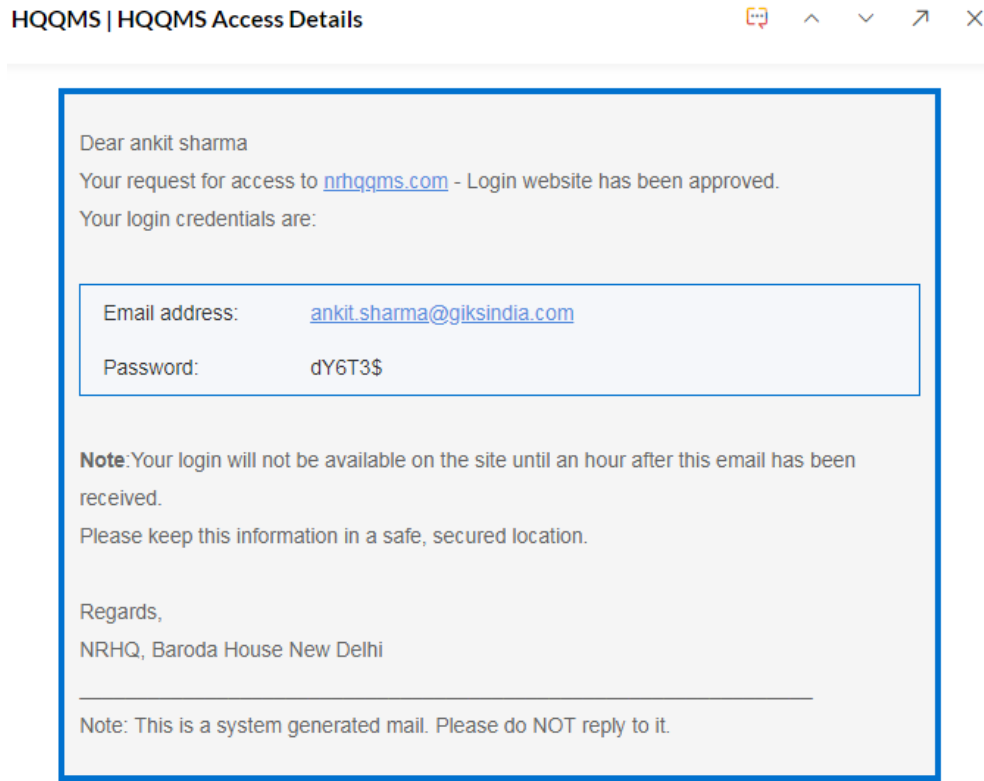
Designation *

PF Number *

Text Verification (Required) *

Copyright © 2019 GIKS, All right Reserved. | [Privacy Policy](#) | [Terms of Use](#)

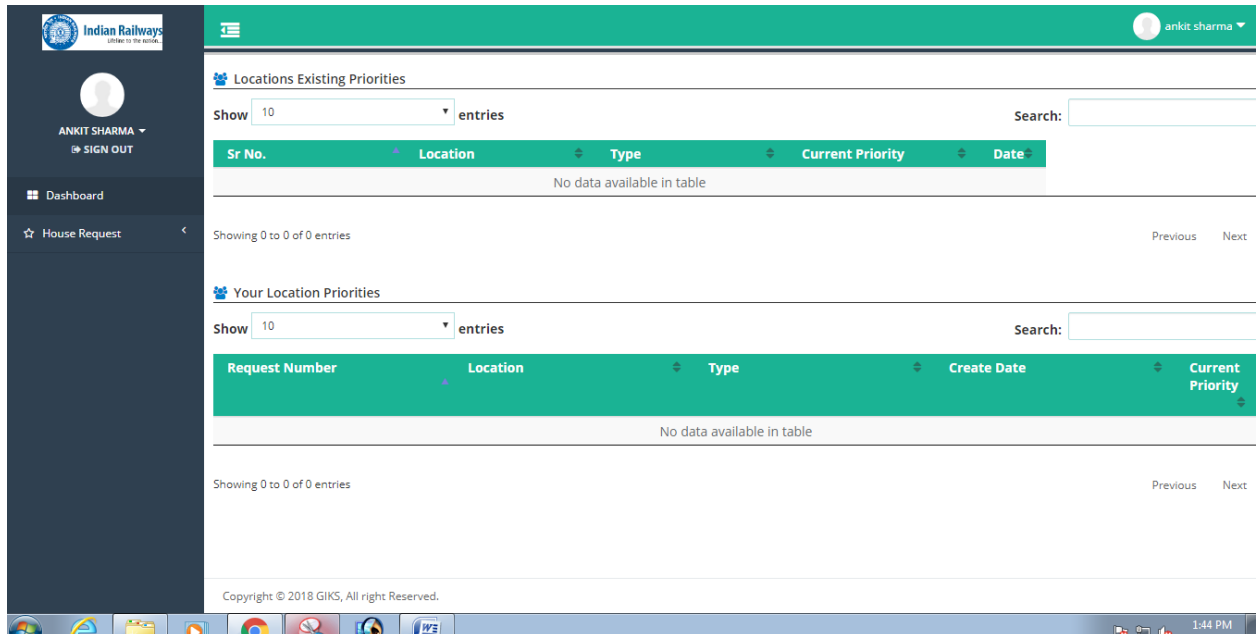
After filling the registration form and submitting it then user get password in mail account that fill in registration form like this



After getting password then user will login and set a new password.

Dashboard

After successfully login and set a password then user dashboard will open.



House Request

After dashboard will open then user will click on house request and some option will open in house request.

The screenshot shows the Indian Railways portal dashboard for user ANKIT SHARMA. The left sidebar contains navigation options: Dashboard, House Request, House Priority Request, Better Type House Priority Request, Change Request, and House Vacation Request. The main content area is divided into two sections:

- Locations Existing Priorities:** A table with columns: Sr No., Location, Type, Current Priority, Date. It shows "No data available in table".
- Your Location Priorities:** A table with columns: Request Number, Location, Type, Create Date, Current Priority. It also shows "No data available in table".

Both sections include search bars and pagination controls (Showing 0 to 0 of 0 entries, Previous, Next).

House priority request

Then user need to click on house priority request and then user need to fill details and fill location in the priority.

The screenshot shows the "New House Request" form under the "Personal Information" section. The form contains the following fields:

- Request Type ****: Select Request Type (dropdown)
- Department**: Text input field
- User Type ****: Please Selete User Type (dropdown)
- Social Category ****: Select Social Category (dropdown)
- Father Name ****: Text input field
- Designation**: Text input field
- Date of Birth***: DD/MM/YYYY (date picker)
- Pay Scale/Grade Pay ****: Select Pay Scale/Grade Pay (dropdown)
- Date of Joining***: DD/MM/YYYY (date picker)
- PF Number**: HFDU488HH (text input)
- Address**: Text input field

Better type house request

Then user need better type house then there option for better type house request then user need to click on better type house the fill the location in priority.

The screenshot displays the Indian Railways portal interface. The top navigation bar is green with the Indian Railways logo on the left and the user's name 'ankit sharma' on the right. A dark blue sidebar on the left contains navigation options: Dashboard, House Request (selected), House Priority Request, Better Type House Priority Request, Change Request, and House Vacation Request. The main content area is titled 'Applicant Details' and shows the following information:

Name : ankit sharma	Father Name : kamal	DOB : 1-8-1989
Department : COMMERCIAL DEPARTMENT (CATERING)	Designation : sfegs	Pay Scale : 2800-4200
Date of Joining : 8-8-2012	Date of Retirement : 31-8-2049	Category :
Address : dsgsadfhhdaha	House Type : TYPE- III	Location : MORE SARAI
Block 40	Quater : MORESARAI/TYPE-III/40/EF	PF Number : 46243

Below this is the 'House Information (Please select atleast 3 preferences.)' section, which contains several dropdown menus for selection:

- House Type: select house type
- Location Priority 1: select location
- Location Priority 2: select location
- Location Priority 3: select location
- Location Priority 4: select location
- Location Priority 5: select location

A green 'Submit' button is located at the bottom of the form. At the very bottom of the page, there is a copyright notice: 'Copyright © 2018 GIKS, All right Reserved.'

Change request

This functionality allows user to request for change of house in same location.

The screenshot displays the Indian Railways portal interface for a 'Change Request'. The top navigation bar is green with the Indian Railways logo on the left and the user's name 'ankit sharma' on the right. The dark blue sidebar on the left shows the 'Change Request' option selected. The main content area is titled 'Applicant Details' and shows the following information:

Name : ankit sharma	Department : COMMERCIAL DEPARTMENT (CATERING)
Designation : sfegs	Current Quater :
PF Number : 46243	

Below this is the 'Details of change and its reason' section, which contains a large text area for the user to provide details. A checkbox is present with the text: 'I acknowledge that I have read and verified the details of applicant.' A green 'Submit' button is located at the bottom of the form.

House vacation request

This functionality allows to user to request for house vacation then user need to click on house vacation request and fill reason in reason for vacation block.

The screenshot shows the Indian Railways portal interface. The top header includes the Indian Railways logo and the user's name, 'ankit sharma'. The left sidebar contains navigation options: Dashboard, House Request (selected), House Priority Request, Better Type House Priority Request, Change Request, and House Vacation Request. The main content area is titled 'Applicant Details' and contains the following information:

Name : ankit sharma	Father Name : kamal	DOB : 1-8-1989
Department : COMMERCIAL DEPARTMENT (CATERING)	Designation : sfegs	Pay Scale : 2800-4200
Date of Joining : 8-8-2012	Date of Retirement : 31-8-2049	Category :
Address : TYPE-III	House Type : TYPE- III	Location : MORE SARAI
Block 40	Quater : MORESARAI/TYPE-III/40/EF	PF Number : 46243

Below the details, there is a 'Date of Surrender' field with a date picker (DD/MM/YYYY) and a calendar icon. A 'Reason for vacation' text area is provided for the user to enter their justification. At the bottom, there is a checkbox labeled 'I acknowledge that I have read and verified the details of applicant.' and a green 'Submit' button.

For any clarifications and information please email on info@nrhqms.com or visit quarter section / department at Northern Railways Headquarters, Baroda House New Delhi